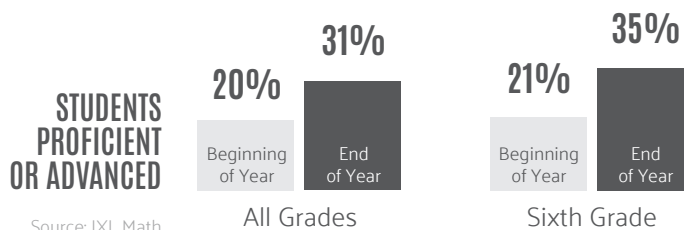


## 715 STUDENTS BETHLEHEM AREA SCHOOL DISTRICT



### MATH

#### SCHOOLWIDE ACADEMIC GROWTH




### STUDENT MENTAL HEALTH

#### SOCIAL-EMOTIONAL LEARNING ACTIVITIES IMPROVE SCHOOL CLIMATE AND CULTURE

94%

of students identified through the Student Assistance Program as needing behavioral health supports were connected to services through mental health programs, mentoring and support groups.

★ Up from 50% in 2023-24



Partners

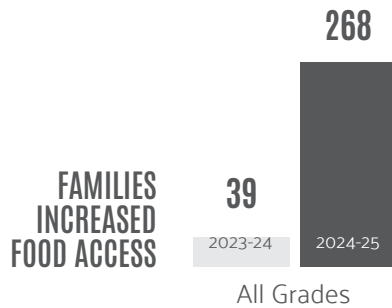
DAN AND SUSAN BARNES





## FAMILY STABILITY

STUDENTS AND FAMILIES ACCESSED FOOD SUPPORTS



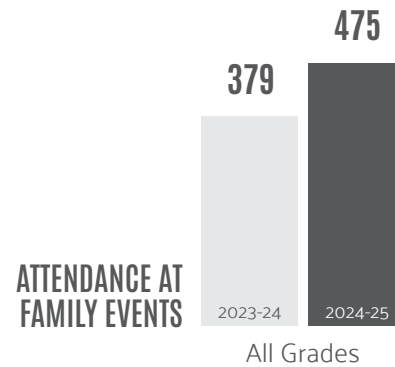
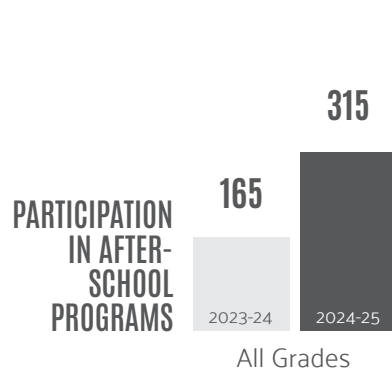
*Nearly 7x More*

Northeast families **accessed food supports** since 2023-24



## STUDENT AND FAMILY ENGAGEMENT

INCREASED PARTICIPATION IN AFTER-SCHOOL AND FAMILY PROGRAMS



*Nearly Doubled*

in participation in **after-school programming**



UNITED WAY

Partners

DAN AND SUSAN BARNES



Communities  
In Schools®  
Eastern Pennsylvania

UNITED WAY OF THE GREATER LEHIGH VALLEY  
**Community Schools**