

PANTHER VALLEY



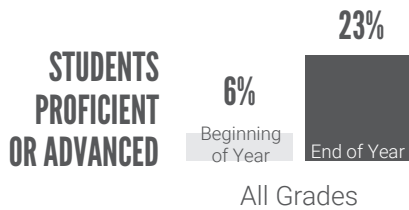
620
students

Elementary School



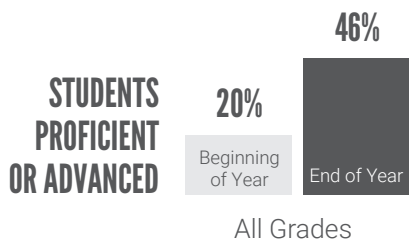
MATH

QUADRUPLED THE NUMBER OF STUDENTS ON GRADE LEVEL



LITERACY

DOUBLED THE NUMBER OF STUDENTS ON GRADE LEVEL



“Panther Valley is thankful to be supported by many donors and volunteers – including blankets from Blue Ridge Cable, art supplies from an anonymous donor, winter coats and undergarments for children by Lehigh Valley Real Estate, a new freezer funded through Second Harvest Food Bank and indoor/outdoor gym supplies thanks to AMETEK.”

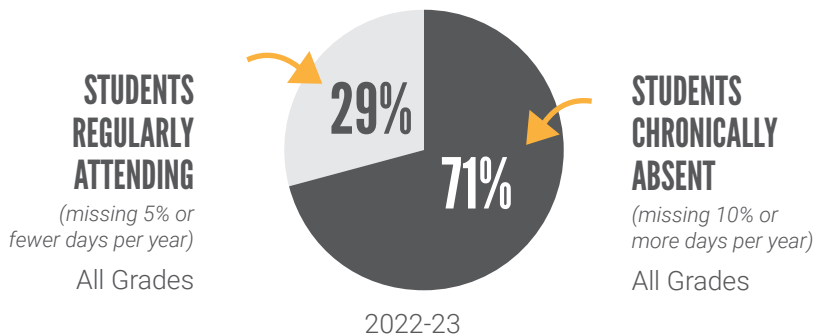
– Nicole Pollinger
Community School Coordinator

Source: DIBELS 8 and iREADY Diagnostics




STUDENT ATTENDANCE

IDENTIFIED AS PRIORITY



PANTHER VALLEY ELEMENTARY SCHOOL



STUDENT MENTAL HEALTH

Panther Valley’s Community School Coordinator was trained in Student Assistance Programming (SAP) during the 2022-23 school year. SAP is one of the primary tools used to identify students who are in need of behavioral health supports and then connect them to services. The Community School Coordinator can leverage community partnerships that provide behavioral health supports.

St. Luke’s University Health Network provided in-school mental health counseling through YESS (Your Emotional Strength Supported) program for all grade levels and supported seven students per week.



STUDENT AND FAMILY ENGAGEMENT

INCREASED PARTICIPATION IN AFTER-SCHOOL ENRICHMENT AND FAMILY PROGRAMS

323 parents and caregivers attended

theme-based monthly family events that included **healthy meals** and hands-on **parent-child activities**.



COMMUNITY PARTNERSHIPS

INCREASED ACCESS TO BASIC NEEDS RESOURCES

BY THE NUMBERS:

- **244** students connected to **dental and vision services**
- **452** students connected to **food assistance**
★ **73% OF STUDENTS**
- **35** families connected with **housing and financial resources**
★ **45 FAMILIES EXPERIENCING HOMELESSNESS**

Panther Valley staff and volunteers operate an on-site, full choice **food pantry** through a partnership with St. Luke’s University Health Network and Second Harvest Food Bank and **served 703 community members** during the month of September.

“We made it our mission to be in the community more and see our students and families in their environment. We attended weekend events with our students and made community connections to better understand our student and family needs and assist most effectively.”

– Nicole Pollinger
Community School Coordinator

