



SHERIDAN

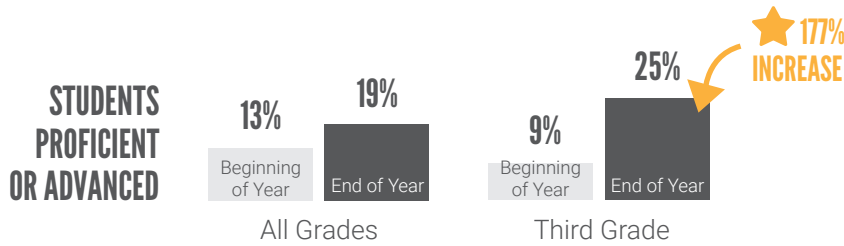
Elementary School

577
students



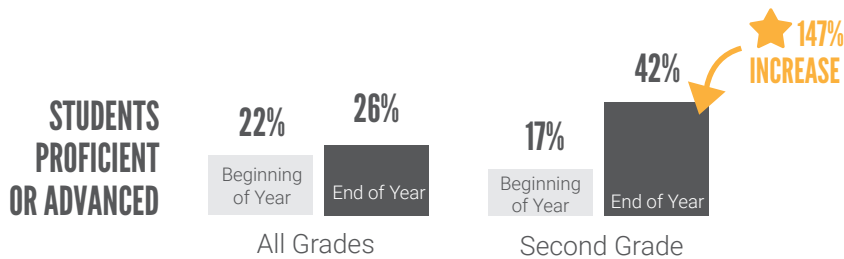
MATH

ACADEMIC GROWTH ACROSS EVERY GRADE LEVEL



LITERACY

ACADEMIC GROWTH ACROSS EVERY GRADE LEVEL

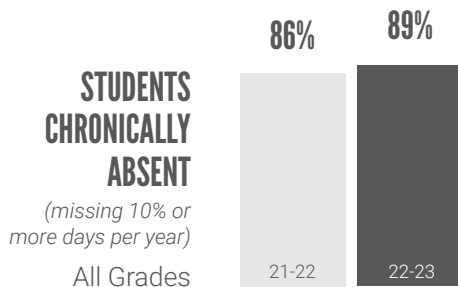


Source: STAR Reading and Math Assessments



STUDENT ATTENDANCE

IMPROVED EVERYDAY ATTENDANCE RATE



KEYS TO SUCCESS:


- Popular after-school enrichment programs
- Attendance incentives
- Strong parent engagement



BILL AND DENISE SPENCE

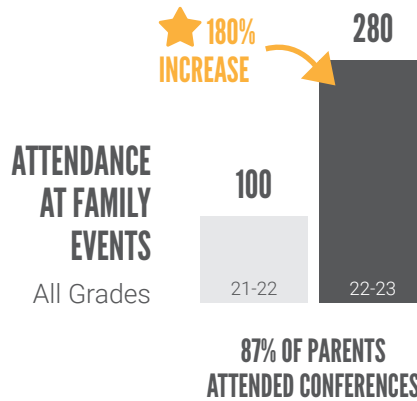
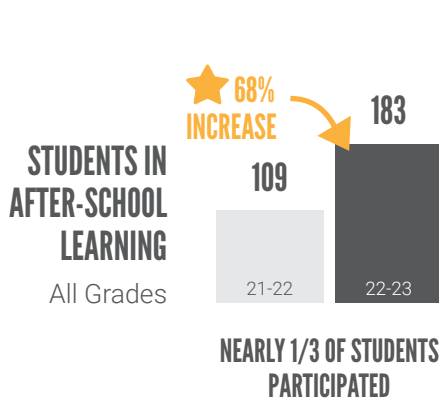


SHERIDAN ELEMENTARY SCHOOL



STUDENT AND FAMILY ENGAGEMENT

INCREASED PARTICIPATION IN AFTER-SCHOOL ENRICHMENT AND FAMILY EVENTS



More than 200 community members attended Sheridan's first Hispanic Heritage Event, which celebrated their 90% Hispanic student population.



COMMUNITY PARTNERSHIPS

INCREASED ACCESS TO BASIC NEEDS RESOURCES

- 47 students connected to **dental and vision services**
★ THE HIGHEST NUMBER OF STUDENTS IN THREE YEARS
- 75 students connected with **food assistance**
- 185 volunteer hours at a dollar value of **\$5,883**
- **\$24,000** provided through **in-kind donations**

The community is well-engaged with 20-30 community members attending Sheridan's meetings and events, including the Mayor's office, police department and elected officials. Sheridan has intentionally created a solution-based meeting space, in partnership with Cohesion Network, where community members can come together and collaborate. Parents are given a platform to share successes, concerns and ideas for ways to address community challenges.



STUDENT MENTAL HEALTH

48% of students referred for **behavioral health services** through the Student Assistance Program were connected to support

