

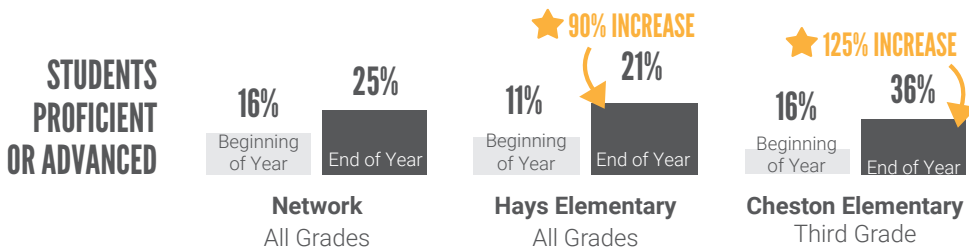
COMMUNITY SCHOOLS

19,814 STUDENTS 33 SCHOOLS 5 DISTRICTS



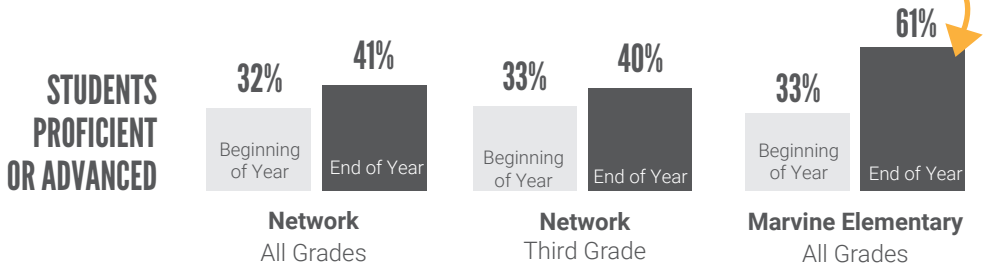
MATH

ACADEMIC GROWTH ACROSS EVERY GRADE LEVEL



LITERACY

ACADEMIC GROWTH ACROSS EVERY GRADE LEVEL



Allentown School District

- Brigadier General Anna Mae
- Hays Elementary School*
- Central Elementary School*
- Francis D. Raub Middle School* •
- Harrison Morton Middle School
- Hiram W. Dodd Elementary School
- Jackson Early Learning Center
- Jefferson Elementary School
- Mosser Elementary School*
- Ramos Elementary School* *New in '23-'24*
- Roosevelt Elementary School*
- Sheridan Elementary School*
- South Mountain Middle School
- Trexler Middle School
- Union Terrace Elementary School* •
- Washington Elementary School* •

Bangor Area School District

- Bangor Area High School*
- Bangor Area Middle School*
- DeFranco Elementary School*
- Five Points Elementary School*
- Washington Elementary School*

Bethlehem Area School District

- Broughal Middle School*
- Donegan Elementary School*
- Fountain Hill Elementary School
- Freemansburg Elementary School
- Lincoln Elementary School
- Marvine Elementary School*
- Northeast Middle School*
- Thomas Jefferson Elementary School*
- William Penn Elementary School

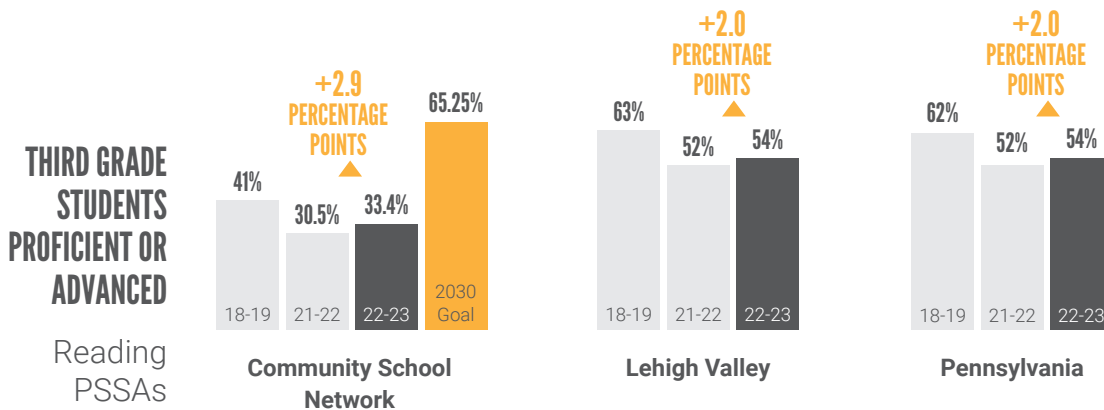
Easton Area School District

- Cheston Elementary School*
- Easton Area Middle School
- Paxinosa Elementary School*

Panther Valley School District *New in '22-'23*

- Panther Valley Elementary School

COMMUNITY SCHOOLS DEMONSTRATED GREATER GROWTH BETWEEN 2022 AND 2023 THAN THE LEHIGH VALLEY REGION AND PENNSYLVANIA



Sources: STAR Reading and Math Assessments, Acadience Reading Growth Assessment, DIBELS 8, iREADY and IXL Math Diagnostic

*Partner-funded Community Schools (Community School Coordinator)
• Full-service Community Schools (Community School Coordinator, Activities Coordinator and behavioral health staff)



UNITED WAY COMMUNITY SCHOOLS



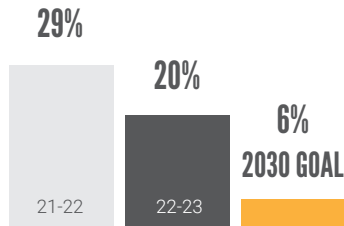
STUDENT ATTENDANCE

IMPROVEMENT IN CHRONIC ABSENCE

(missing 10% or more days per year)

STUDENTS CHRONICALLY ABSENT

Network All Grades



KEYS TO SUCCESS:

- Attendance incentives
- Engaging events and after-school activities
- Interventions for students at-risk of chronic absence
- Positive and safe school climate

★ SPOTLIGHT: CENTRAL ELEMENTARY SCHOOL

Central had the **largest decrease in chronic absenteeism** across the entire Allentown School District, moving from 69% of students chronically absent in 2021-22 to 46% in 2022-23.

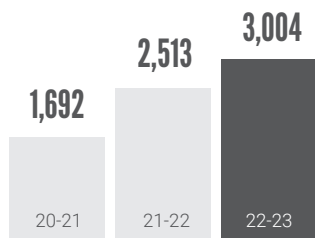


STUDENT MENTAL HEALTH

NEARLY 1 IN 4 STUDENTS (23%) WERE IDENTIFIED AS NEEDING BEHAVIORAL HEALTH SUPPORTS

STUDENTS NEEDING BEHAVIORAL HEALTH SUPPORTS

Network All Grades



★ SPOTLIGHT: BROUGHAL MIDDLE SCHOOL

Nearly 100% of Broughal students identified as needing **behavioral health supports** through the Student Assistance Program, were connected to interventions five years in a row.

81%

of students identified as needing behavioral health supports were **connected to services** through the Student Assistance Program

★ UNITED WAY 2030 GOAL: 100%

Bethlehem Community Schools used **Leader in Me** Social Emotional Learning activities to improve school climate and culture.

★ SPOTLIGHT: DONEGAN ELEMENTARY SCHOOL

Donegan increased students' **sense of belonging** from **76% to 80%**.

COMMUNITY SCHOOL PARTNERS

- Air Products
- AMETEK
- Dan and Susan Barnes
- Brown-Daub Family of Dealerships
- Capital Blue Cross
- City Center Group
- Communities In Schools of Eastern Pennsylvania
- Crayola
- Follett Corporation
- Just Born Quality Confections
- Lehigh University
- Bob and Sandy Lovett
- Moravian University
- Northampton Community College
- Northstar Construction
- PPL Corp.
- Bill and Denise Spence
- St. Luke's University Health Network
- Topper Foundation
- U.S. Department of Education
- UWGLV TeenWorks
- UWGLV Women United
- Victaulic

★ RETURN ON INVESTMENT

\$7.11 for every \$1 invested in Community School Coordination

Source: Apex 2019 Case Study

UNITED WAY COMMUNITY SCHOOLS

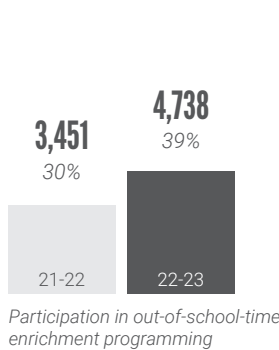


STUDENT AND FAMILY ENGAGEMENT

INCREASED PARTICIPATION IN AFTER-SCHOOL ENRICHMENT AND FAMILY EVENTS

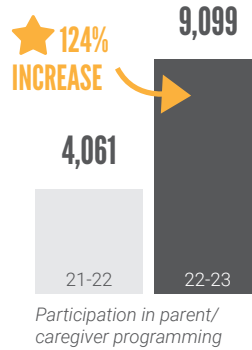
STUDENT ENGAGEMENT IN ENRICHMENT PROGRAMMING

Network All Grades



FAMILY ENGAGEMENT

Network All Grades



★ **SPOTLIGHT: RAUB MIDDLE SCHOOL**

Raub tripled participation in **parent-teacher conferences** (300 families).

★ **SPOTLIGHT: PAXINOSA ELEMENTARY SCHOOL**

Paxinosa increased participation in **after-school enrichment programming** to 70% (265 to 426 students).

★ **SPOTLIGHT: THOMAS JEFFERSON ELEMENTARY SCHOOL**

Thomas Jefferson increased participation in **parent-teacher conferences** by 45% (165 to 239 families).



FAMILY STABILITY

INCREASED ACCESS TO BASIC NEEDS RESOURCES

3,286 families served through United Way-funded **family stability programs**
 ★ **74% REPORTED IMPROVED STABILITY**

2,957 students connected with **dental and vision services**
 ★ **SPOTLIGHT: NORTHEAST MIDDLE SCHOOL**

Northeast connected 318 students with **dental and/or vision services**, the highest number since prior to 2018.

4,263 students connected with **food assistance**
 ★ **48% INCREASE FROM 2021-22**

★ **SPOTLIGHT: PANTHER VALLEY ELEMENTARY SCHOOL**

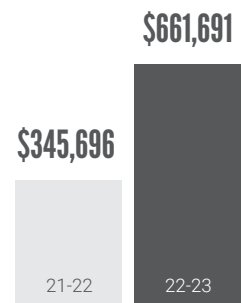
On average, Panther Valley's on-site food pantry, in coordination with St. Luke's University Health Network and Second Harvest Food Bank, **served 665 community members/month**.

515 families connected with **housing and financial support**
268 FAMILIES EXPERIENCING HOMELESSNESS



COMMUNITY PARTNERSHIPS

IN-KIND DONATIONS



DONATIONS INCLUDED

clothing, food, pantry equipment, school supplies, holiday gifts, outdoor gym supplies and blankets.